APP Control
Tuya Smart

APP Control
Smart Life

Communication
Bluetooth

Fingerprint Padlock
Password Padlock

SY12 Fingerprint model

SY13 Password model

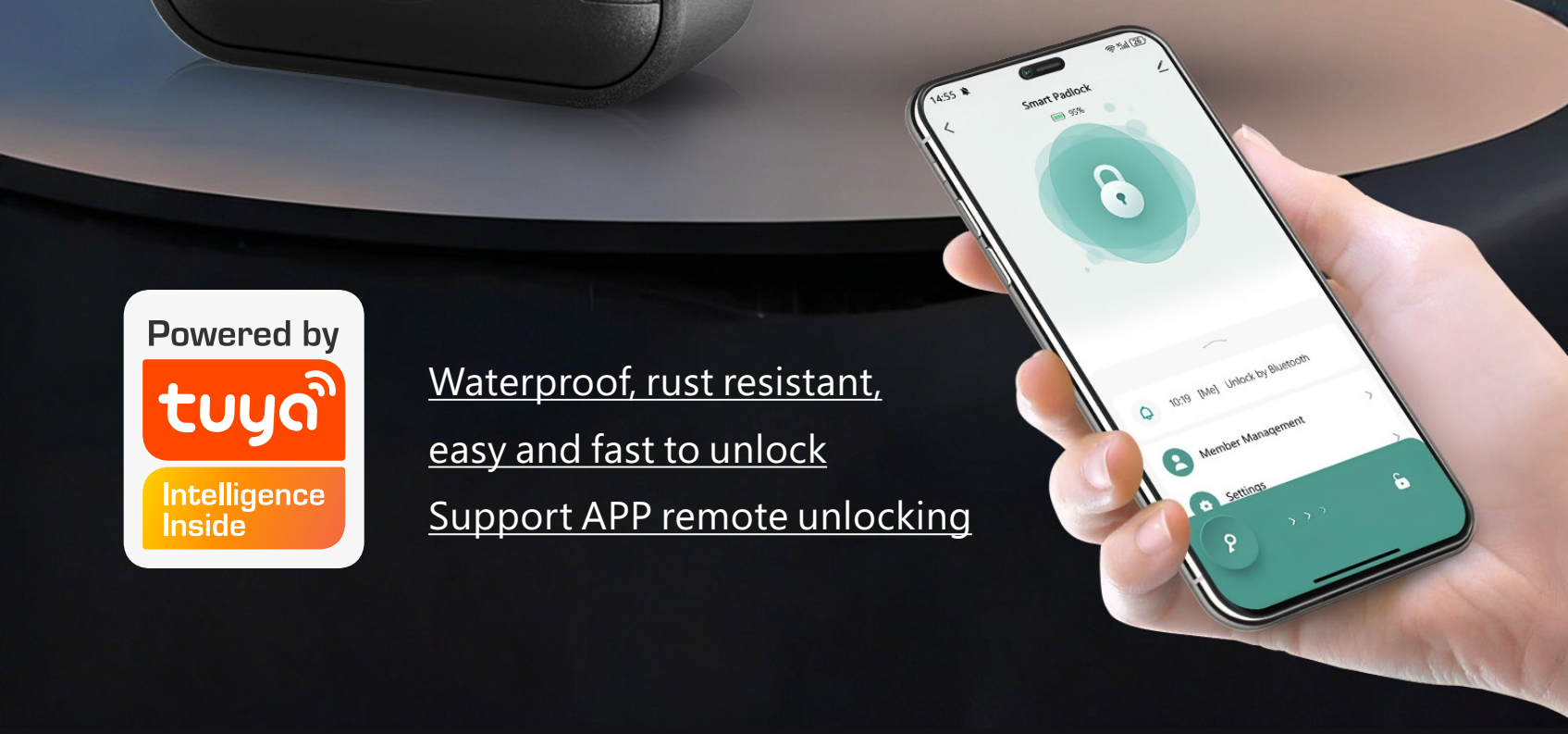

Powered by tuya Intelligence Inside

Waterproof, rust resistant,
easy and fast to unlock
Support APP remote unlocking

Six reasons you choose it

Safe Convenient Efficiency Fashion

APP Remote Unlock

Intelligent Quick Unlock

Long stand-by time

Zinc alloy material

Wide-range used

Beautiful and generous

WATERPROOF

Strong waterproof performance

Strong waterproof performance,
waterproof grade up to IP67
Can be used normally
even if it rains.

tuya Intelligence Inside

SY12

Fingerprint Padlock

Intelligent Chip

Support Fingerprint maximum 20pcs

Status Indicator Light

Connection: Bluetooth

Battery Power: CR2032

Unlock by: Fingerprint, APP

Support Fingerprint: maximum 20pcs

tuya Intelligence Inside

SY13

Password Padlock

Intelligent Chip

Passwords 10pcs

Status Indicator Light

Connection: Bluetooth

Battery Power: CR2032

Unlock by: Password, APP

Support Password: maximum 10

PRODUCT ADVANTAGES

Smart Lock Advantage

Quick unlock, no need for lighting at night

VS

Lighting is required to unlock at night,

No need to break up the code, anti-snooping

VS

The operation is lengthy, and easy to snooping

6-digit passwords are much more secure

VS

4-digit password easy to crack, low security index

Waterproof and rustproof

304 Stainless Steel, reinforced shackles

Cost-effective: ★★★★★

Easy to rust when exposed to water

Sharp corners, easy to cut hands

Cost-effective: ★

BUTTON CELL

Button Cell Batteries Quick Change

Extra-long use, one battery change can be used for a year

* Please remove the plastic film from the battery before use.

DETAIL DISPLAY

Product Details

Sturdy and durable, assured material
Zinc alloy and Abs pc combination
Thicker hook

304 Stainless Steel
Reinforeced Shackles

Unlock like a cell phone Smart un-locking at the touch of a button

APPLICATION SCENARIO

Application scenario

Bags, suitcases, cabinets, warehouse doors, dormitory doors, construction site doors, etc.

▲ cupboard door

▲ dormitory door

▲ luggage

▲ suitcases

warehouse door

construction site door

PRODUCT PARAMETERS

Product Parameters

SY13

Product name:	Smart Password Padlock
App name:	Tuya Smart
Connection:	Bluetooth
Password length:	6 digits
Standby time:	12 months
Battery type:	CR2032 (button cell)
Body finish:	Black lacquer
Unlocking method:	Password button
Password storage:	10 groups
Lock body material:	zinc alloy+ABS panel

SY12

Product name:	Smart Fingerprint Padlock
App name:	Tuya Smart
Connection:	Bluetooth
Password length:	6 digits
Standby time:	12 months
Battery type:	CR2032 (button cell)
Body finish:	Black lacquer
Unlocking method:	Fingerprint recognition
Fingerprint storage:	20 pcs
Lock body material:	zinc alloy+ABS panel

Lock beam material:	304 stainless steel
Waterproof rating:	IP67
Temperature range:	-10°C~45°C

Lock beam material:	304 stainless steel
Waterproof rating:	IP67
Temperature range:	-10°C~45°C

INSTRUCTIONS FOR USE

INSTRUCTIONS FOR USE

When you get the product, please pull off the back of the product and let the product start working. When you get the product, please pull off the plastic film on the back of the product to let the product power on and start working.

The factory default password is:
① ② ③ ④ ⑤ ⑥ Enter the password and it will unlock automatically.

Register Password

1, enter the password (factory is the default password) a unlock, After unlocking

password to be set. After entering the 6-bit, the green light flashes to enter the success. Enter the default password will be invalidated automatically after successful entry.

Clear all passwords

2. Input the unlock code - unlock. After unlocking the door, input ⑦ ⑦ ⑦ ⑦ ⑦ ⑦ ⑦ ⑦ ⑦ ; red light on again enter the unlock code verification, if verification If the verification is successful - green light flashes, clear all passwords and restore to the factory
If the verification is successful - green light flashes, clear all the passwords and restore to the factory status. If the password verification fails, exit the work.

When you get the product, let the product power on and start working.
In the initial mode, any skin contact with the fingerprint identification area on the lock will automatically unlock the door.

Initial Enrollment Fingerprints

1, after unlocking with fingerprints continue to long press, long press about 5 seconds after the blue light is on release your finger. Then put the finger to be registered fingerprint to be enrolled, and then click the fingerprint identification area several times in a row. Click several times until the light goes out and then stop. At this point, you have successfully registered your fingerprint. It's done.

Delete all fingerprints

1, Use the registered fingerprint to unlock the door successfully and continue to long press.
2, The color of the light will change in the long press, the light will change from blue to white and then to red, after the red light is on, release the fingerprint, then all the fingerprint information will be deleted successfully.
After the red light is on, release the fingerprint, then all fingerprint information will be deleted successfully.

Exception Handling Methods

If there is any abnormality in the product, please try to unlock the door a few more times, if it doesn't work, please replace the button battery with a new one before you try to unlock it again.

Battery Replacement Method

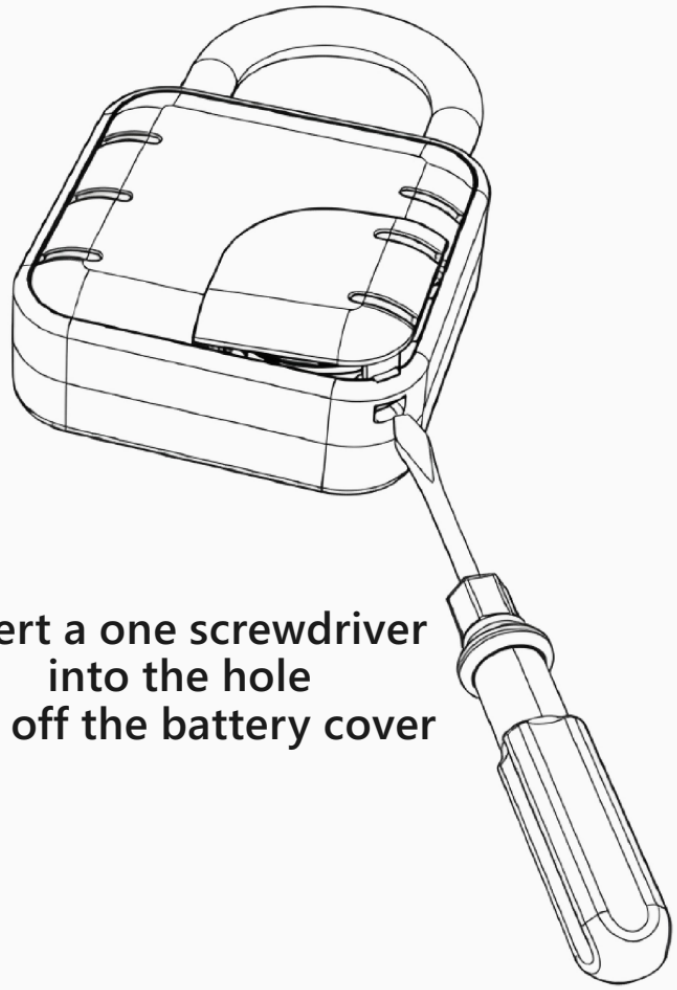

Insert a one screwdriver
into the hole
Top off the battery cover

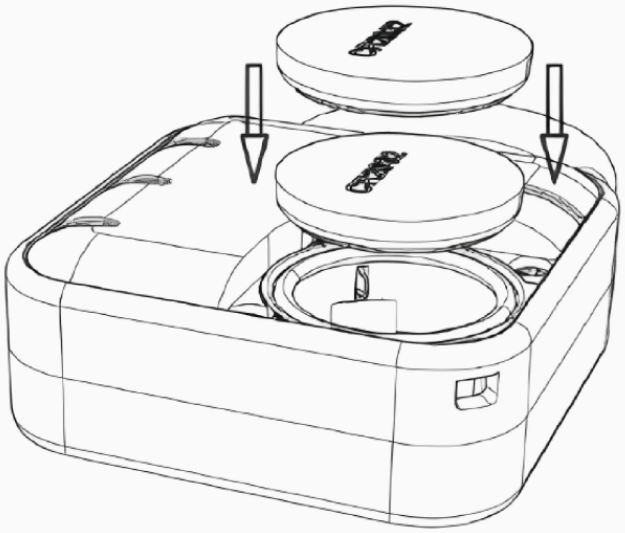

positive pole up,
negative pole down

Tuya Smart APP

Function Introduction

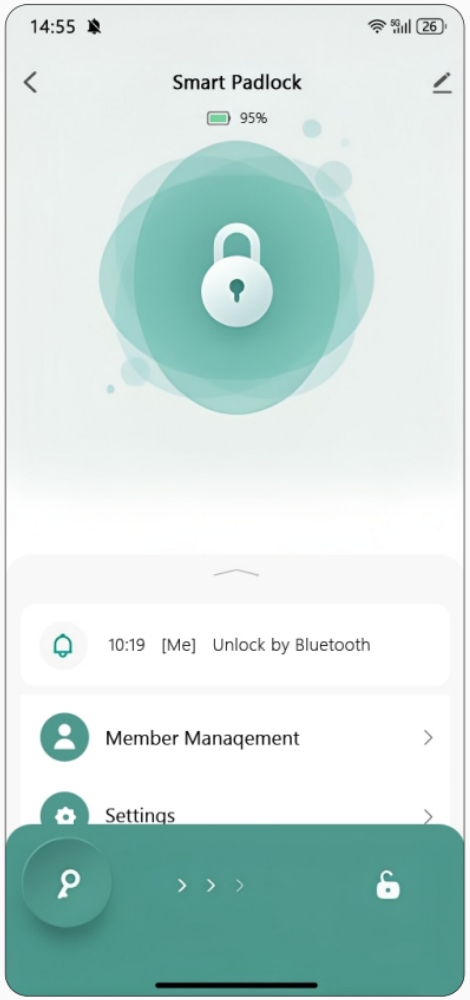

Main page unlocking

Unlock Record

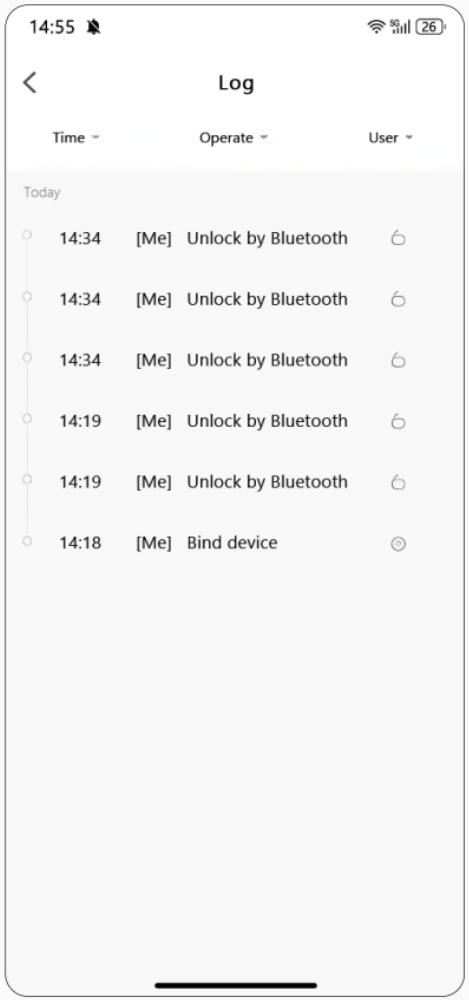

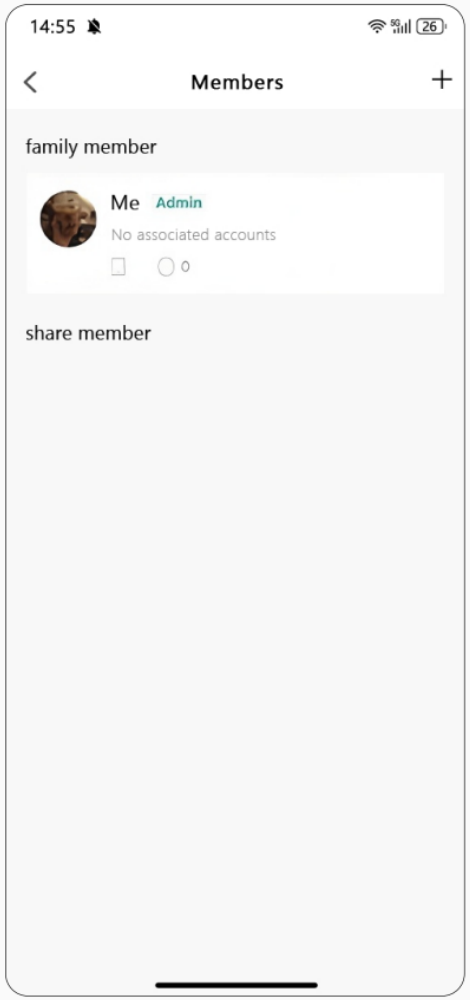

Add User Interface
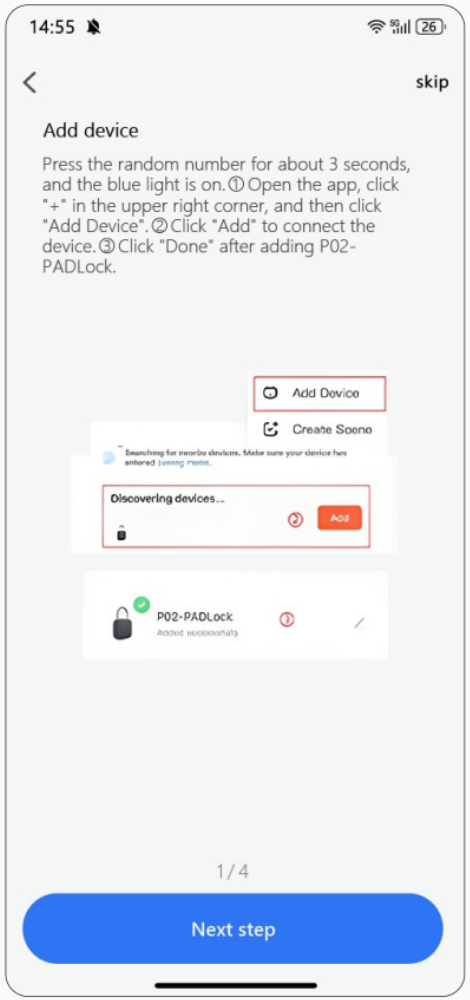
Add Device Interface